

Scaled data based on original data using  
LM-79-08 Approved Method: Electrical and Photometric Measurements of Solid-  
State Lighting Products

Test Report Prepared for  
Cooper Lighting Solutions  
(formerly Eaton)

Brand: McGRAW-EDISON

Report Number: P385716

Luminaire Tested: **GWC-SA1B-740-U-SL4-HSS**

Issue Date: 3/3/2020

**Test Information**

Test Method: LM-79-08  
Report Number: P385716  
TEST IS SCALED FROM IESNA LM-79-08 TEST DATA (G2-1903-205-25)  
Test Lab: INNOVATION CENTER  
Issue Date: 3/3/2020  
Manufacturer: COOPER LIGHTING SOLUTIONS (FORMERLY EATON)  
Product Line: MCGRAW-EDISON  
Catalog Number: GWC-SA1B-740-U-SL4-HSS  
Description: GALLEON WALL LUMINAIRE  
(1) 70 CRI, 4000K, 800mA LIGHTSQUARE WITH 16 LEDS AND TYPE IV SPILL LIGHT  
ELIMINATOR OPTICS WITH HOUSE SIDE SHIELD  
Light Source: -  
Ballast/Driver: ELECTRONIC DRIVER

**Summary**

Lumens per Lamp: N/A  
Luminaire Lumens: 4954 lumens  
Efficiency: N/A  
Efficacy: 112.6 lumens/watt  
Luminous Opening: Rectangular (W 0.5' x L: 0.5' x H: 0')  
IES Classification: Type IV - Short  
BUG Rating: B1 - U0 - G2

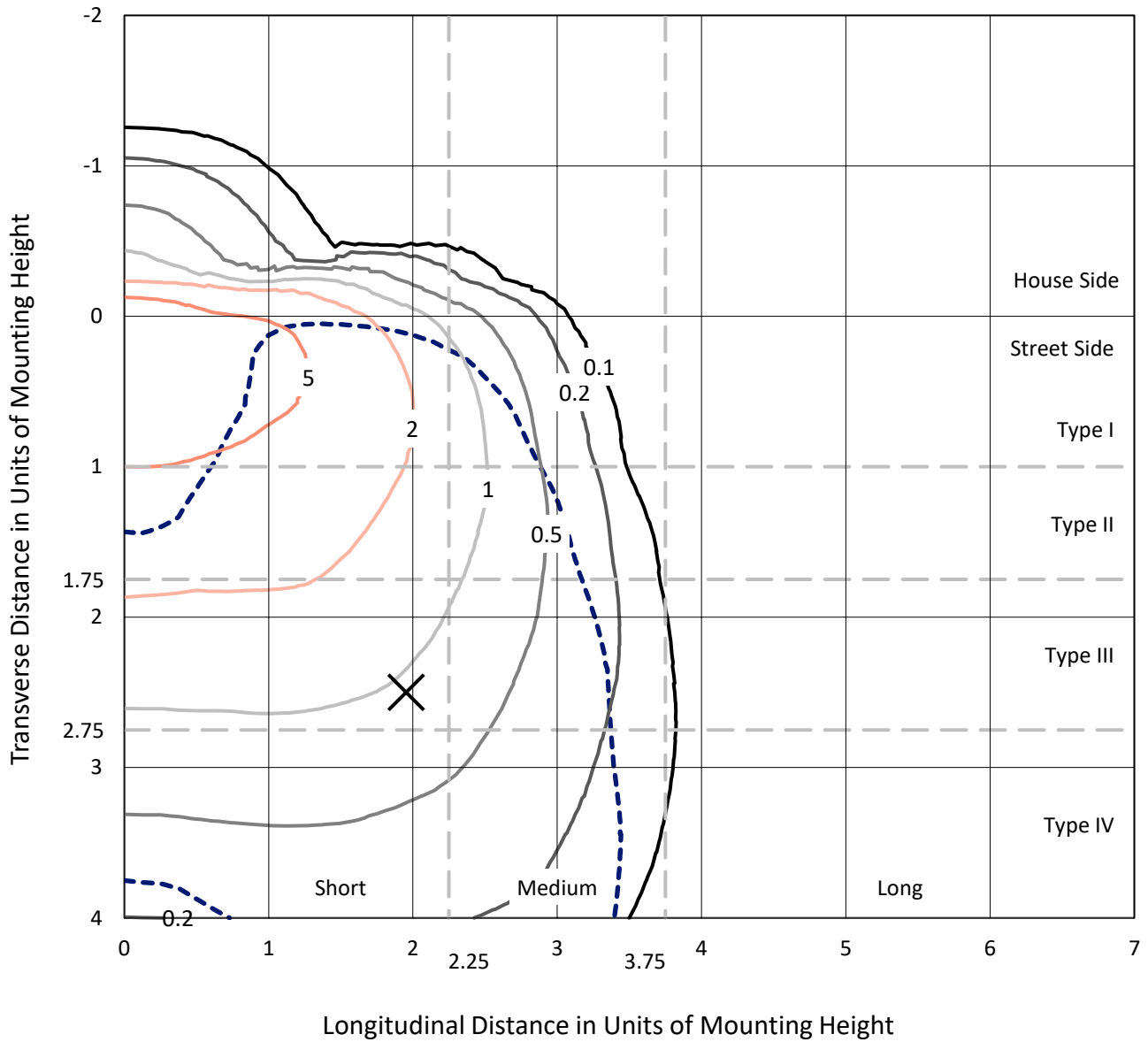
Input Watts (W): 44  
Input Voltage (V): NR  
Input Current (Ain): NR  
Voltage Rise (V): NR  
Power Factor: NR  
Total Harmonic Distortion (THDi): NR  
Frequency (hertz): 60  
Stabilization Time: NR  
Operation Time: NR  
Ambient Temperature (°C): NR  
Test Distance: 24 FT



REPORT NUMBER: P385716  
 CATALOG NUMBER: GWC-SA1B-740-U-SL4-HSS

### Iso-Footcandle Lines of Horizontal Illumination

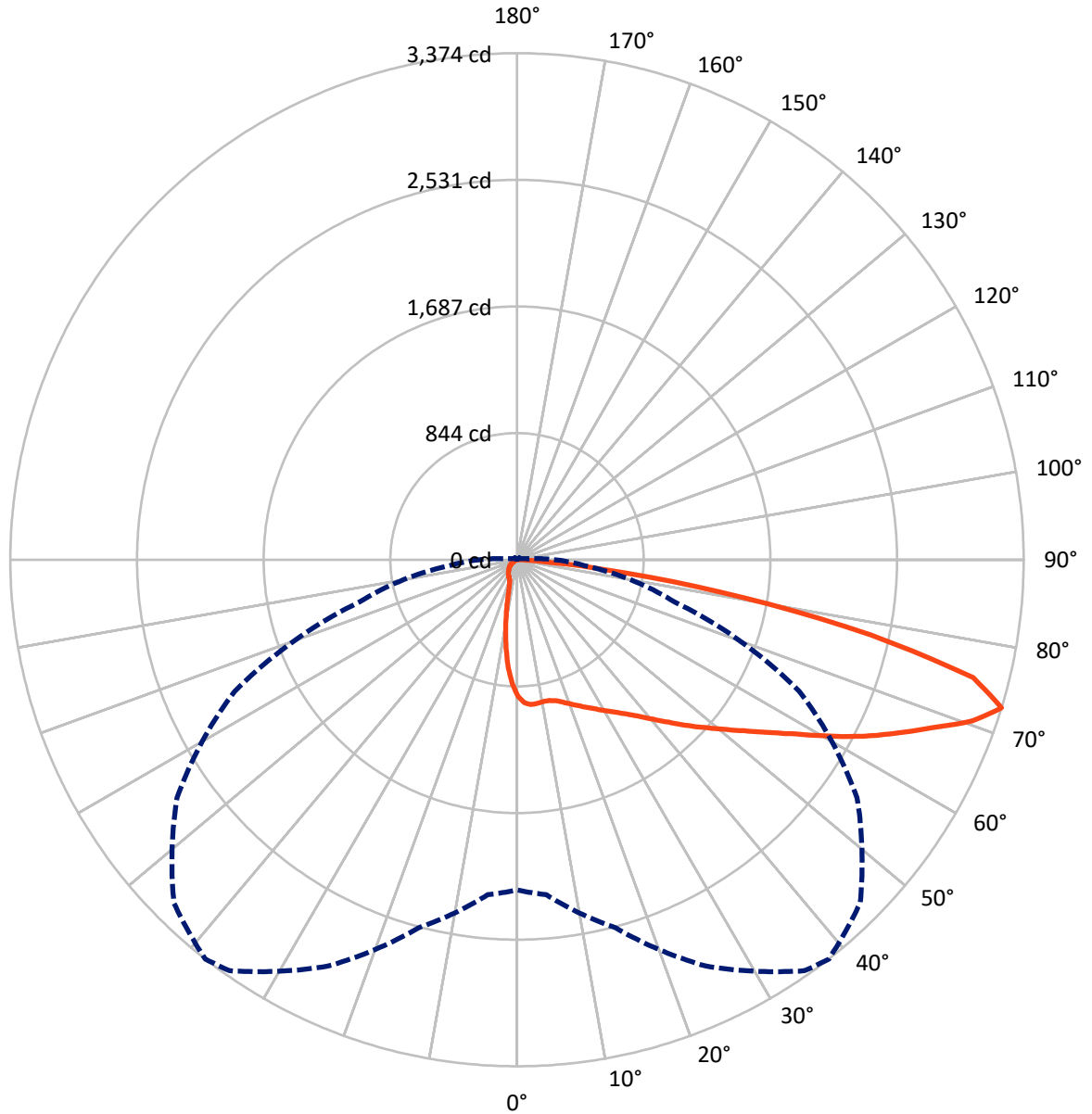
✕ Max cd  
 - - - 1/2 Max cd



Based on 10 foot mounting height. Maximum calculated value = 9.6 fc  
 Type IV - Short - N/A

REPORT NUMBER: P385716  
CATALOG NUMBER: GWC-SA1B-740-U-SL4-HSS

### Luminous Intensity Polar Plot



— Vertical Plane Through 38-Deg Lateral    - - - Horizontal Cone Through 72.5-Deg Vertical

REPORT NUMBER: P385716

CATALOG NUMBER: GWC-SA1B-740-U-SL4-HSS

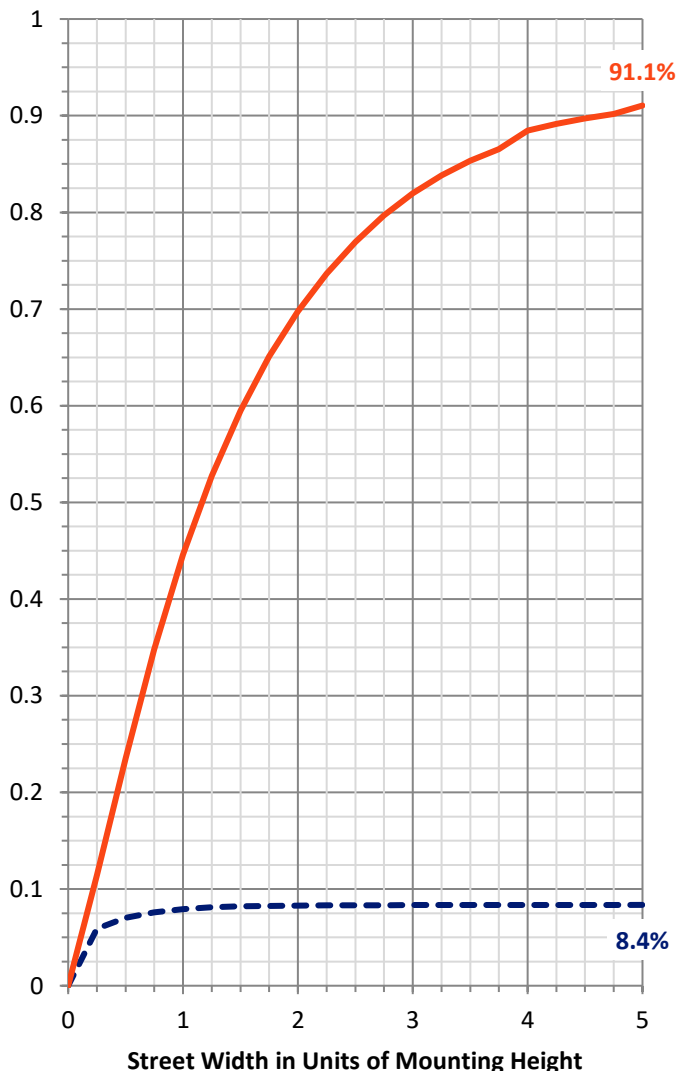
**FLUX DISTRIBUTION:**

		Downward	Upward	Total
<b>House Side</b>	Lumens	416.9	0.0	416.9
	% Fixture	8.4	0.0	8.4
<b>Street Side</b>	Lumens	4537.1	0.0	4537.1
	% Fixture	91.6	0.0	91.6
<b>Total</b>	Lumens	4954.0	0.0	4954.0
	% Fixture	100.0	0.0	100.0

**ZONAL LUMENS:**

Zone	Lumens	% Fixture
0°-10°	77.6	1.6
10°-20°	189.8	3.8
20°-30°	301.9	6.1
30°-40°	453.9	9.2
40°-50°	692.5	14.0
50°-60°	978.7	19.8
60°-70°	1227.7	24.8
70°-80°	917.9	18.5
80°-90°	113.8	2.3
90°-100°	0.0	0.0
100°-110°	0.0	0.0
110°-120°	0.0	0.0
120°-130°	0.0	0.0
130°-140°	0.0	0.0
140°-150°	0.0	0.0
150°-160°	0.0	0.0
160°-170°	0.0	0.0
170°-180°	0.0	0.0
0°-90°	4954.0	100.0
0°-180°	4954.0	100.0

**Coefficient of Utilization**



REPORT NUMBER: P385716

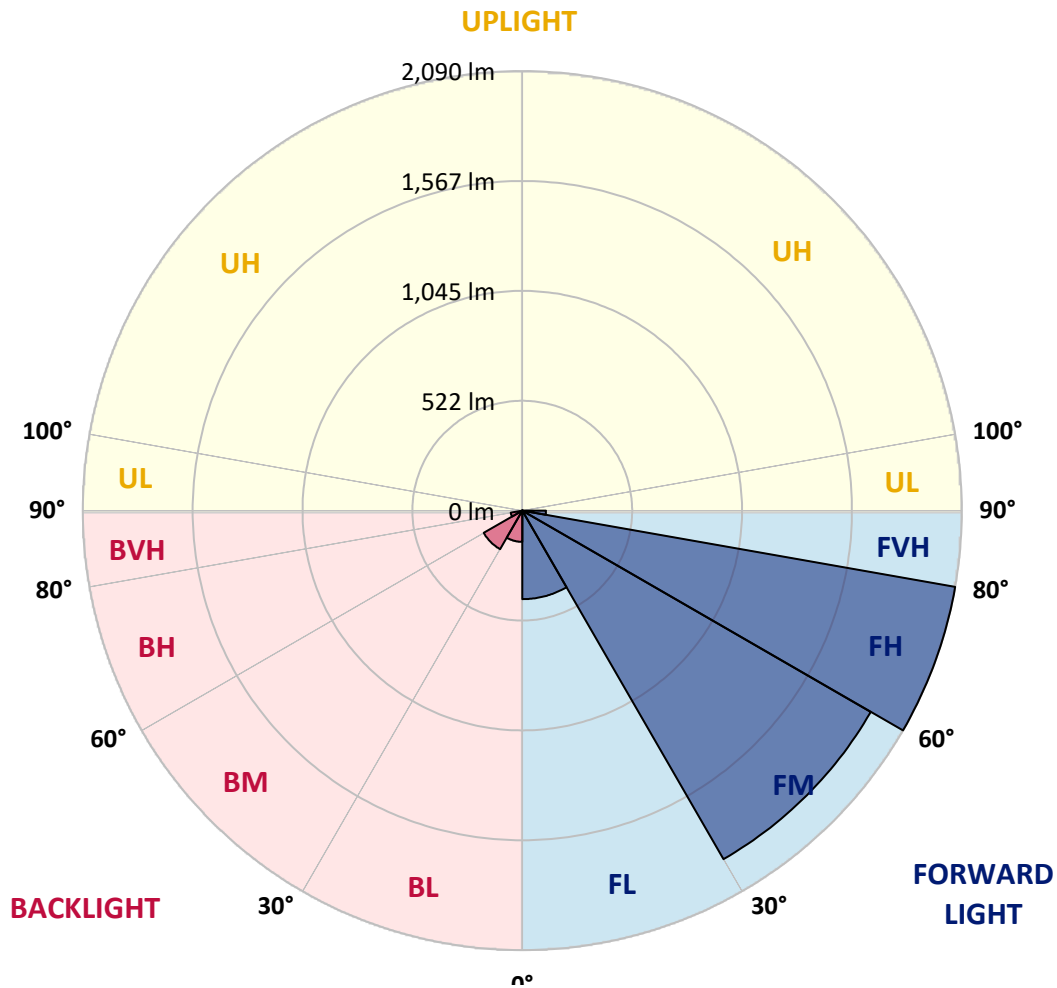
CATALOG NUMBER: GWC-SA1B-740-U-SL4-HSS

**LUMINAIRE CLASSIFICATION SYSTEM LUMEN TABLE AND BUG RATING:**

Zone	Lumens	% Fixture	Zone Rating/Lumen Limit		
			B	U	G
FL (0°-30°)	421.0	8.5			
FM (30°-60°)	1913.5	38.6			
FH (60°-80°)	2089.9	42.2			G2/5000
FVH (80°-90°)	112.8	2.3			G2/225
BL (0°-30°)	148.4	3.0	B1/500		
BM (30°-60°)	211.7	4.3	B0/220		
BH (60°-80°)	55.7	1.1	B0/110		G0/110
BVH (80°-90°)	1.1	0.0			G0/10
UL (90°-100°)	0.0	0.0		U0/0	
UH (100°-180°)	0.0	0.0		U0/0	

**BUG Rating: B1-U0-G2**

Type IV Short





REPORT NUMBER: P385716  
 CATALOG NUMBER: GWC-SA1B-740-U-SL4-HSS

**CANDELA DISTRIBUTION (FULL):**

	0°	5°	15°	25°	35°	38°	45°	55°	65°	75°	85°
0°	911.0	911.0	911.0	911.0	911.0	911.0	911.0	911.0	911.0	911.0	911.0
2.5°	967.0	967.2	964.9	961.2	956.5	954.0	949.9	943.3	936.3	923.8	910.2
5°	986.7	986.7	983.9	978.9	971.3	969.0	961.2	950.7	936.3	916.0	893.1
7.5°	984.7	985.1	981.2	976.0	968.4	966.4	956.9	945.2	927.3	902.6	873.4
10°	974.0	975.0	971.9	969.5	962.5	960.2	951.3	939.6	921.7	895.4	861.9
12.5°	963.1	964.1	965.1	967.4	963.1	962.3	955.3	945.4	928.3	900.9	863.1
15°	956.1	958.1	965.5	974.4	975.4	974.6	970.1	960.8	943.5	915.1	871.9
17.5°	956.1	959.4	974.8	991.7	997.6	998.3	994.3	981.4	960.8	930.4	880.2
20°	964.1	968.6	992.7	1016.6	1026.4	1026.4	1018.8	1000.7	976.7	944.1	885.7
22.5°	984.7	990.6	1020.9	1048.5	1059.0	1056.7	1046.4	1020.1	993.1	959.8	892.7
25°	1025.2	1029.7	1061.2	1089.0	1095.4	1090.2	1077.3	1043.5	1014.1	981.0	905.5
27.5°	1077.5	1078.1	1110.6	1134.0	1130.1	1126.6	1110.4	1072.9	1044.3	1011.2	927.5
30°	1134.9	1134.9	1163.5	1181.4	1169.4	1166.6	1150.3	1108.5	1083.0	1052.4	958.8
32.5°	1190.4	1192.9	1216.1	1227.5	1214.1	1211.2	1195.4	1153.6	1134.5	1115.1	1007.5
35°	1244.1	1246.0	1268.0	1274.2	1261.4	1262.2	1250.9	1215.5	1208.3	1205.9	1081.0
37.5°	1296.2	1296.6	1319.0	1322.9	1316.5	1323.5	1324.6	1293.3	1306.7	1326.6	1184.5
40°	1343.7	1344.1	1366.3	1376.4	1387.3	1396.4	1404.4	1387.7	1432.0	1478.3	1307.7
42.5°	1381.8	1386.1	1414.3	1433.4	1462.2	1479.5	1501.3	1500.5	1581.1	1650.7	1456.7
45°	1415.3	1422.7	1462.0	1495.5	1544.9	1572.5	1606.6	1633.4	1749.0	1842.6	1607.5
47.5°	1459.5	1466.5	1511.4	1566.3	1632.1	1668.4	1724.9	1782.8	1933.6	2031.1	1754.8
50°	1521.9	1518.8	1563.0	1641.8	1726.4	1773.9	1854.6	1941.2	2116.7	2195.3	1841.4
52.5°	1588.3	1587.1	1619.8	1723.9	1837.5	1893.0	1999.6	2104.9	2291.8	2308.4	1881.1
55°	1670.6	1661.8	1689.3	1817.5	1969.4	2029.0	2154.5	2267.1	2431.2	2372.2	1901.1
57.5°	1756.8	1742.2	1768.6	1921.8	2118.1	2188.7	2326.1	2425.1	2524.0	2415.8	1900.8
60°	1845.9	1828.6	1859.9	2052.3	2302.9	2384.5	2512.1	2531.9	2610.7	2437.8	1886.9
62.5°	1920.4	1910.1	1956.6	2191.8	2509.2	2589.5	2652.6	2629.0	2683.7	2454.9	1854.1
65°	1999.2	1999.8	2074.9	2354.5	2728.5	2782.7	2788.0	2754.9	2744.8	2451.4	1743.5
67.5°	2105.8	2115.6	2240.9	2575.5	2941.9	2983.7	2983.3	2891.3	2789.4	2312.3	1498.0
70°	2218.5	2241.8	2432.3	2828.3	3174.8	3217.2	3195.4	2978.1	2626.5	1869.8	1060.2
72.5°	2199.6	2239.9	2538.6	2987.8	3342.1	3374.4	3232.6	2764.8	2075.9	1086.7	451.4
75°	1697.0	1743.7	2327.8	2829.8	3166.6	3137.6	2777.5	2151.4	1134.5	303.3	101.6
77.5°	896.4	921.3	1537.7	2155.8	2469.1	2408.4	1956.6	1193.5	345.9	75.1	45.7
80°	469.5	475.3	670.1	1223.1	1523.9	1524.3	1159.6	524.2	142.6	38.5	30.7
82.5°	251.4	256.4	354.1	565.2	798.5	723.8	444.0	288.4	82.9	21.8	29.4
85°	60.5	61.5	200.8	258.2	314.0	224.3	131.9	242.2	22.4	12.8	23.9
87.5°	23.2	23.7	74.5	111.7	80.0	51.8	61.7	90.3	2.9	4.9	3.7
90°	0.0	0.0	0.0	0.0	0.0	0.0	0.0	0.0	0.0	0.0	0.0



REPORT NUMBER: P385716  
 CATALOG NUMBER: GWC-SA1B-740-U-SL4-HSS

**CANDELA DISTRIBUTION (continued):**

	90°	95°	105°	115°	125°	135°	145°	155°	165°	175°	180°
0°	911.0	911.0	911.0	911.0	911.0	911.0	911.0	911.0	911.0	911.0	911.0
2.5°	902.0	896.6	883.5	866.8	852.0	841.3	825.2	814.7	807.7	807.5	804.9
5°	879.1	868.2	839.8	806.1	775.4	747.9	715.4	689.6	670.5	667.4	660.8
7.5°	854.7	836.8	793.1	740.5	689.0	636.8	576.1	538.4	506.1	490.7	489.0
10°	839.6	814.5	752.6	676.5	595.8	510.9	431.4	376.5	336.8	325.5	317.0
12.5°	836.5	803.4	721.3	616.4	501.2	388.9	301.0	242.6	210.9	200.8	198.1
15°	839.6	798.3	695.0	556.9	405.3	275.9	202.0	168.1	156.2	153.3	153.1
17.5°	841.5	792.1	665.2	490.9	312.3	197.1	154.7	144.8	143.0	142.8	143.2
20°	841.3	782.6	629.6	417.2	232.3	154.9	139.9	137.8	137.4	137.6	137.4
22.5°	839.8	771.5	590.5	341.3	175.5	138.5	133.5	132.3	132.1	132.1	132.1
25°	842.5	762.7	547.5	268.7	144.6	130.9	127.8	126.7	126.5	126.5	126.1
27.5°	852.2	757.7	500.4	206.8	130.6	124.1	121.6	121.4	120.8	120.6	121.0
30°	867.8	757.7	448.7	160.9	122.2	117.1	115.2	114.8	114.6	114.4	114.6
32.5°	895.4	763.5	392.3	133.7	114.2	109.2	108.0	108.6	108.0	108.0	108.0
35°	945.2	780.8	333.3	116.7	105.8	101.6	100.4	101.2	100.8	100.8	100.6
37.5°	1017.8	812.9	273.8	106.4	98.3	94.0	92.4	93.6	93.2	93.2	93.0
40°	1106.3	859.6	217.3	98.6	91.1	86.6	85.2	85.8	84.8	84.8	85.2
42.5°	1215.5	918.8	167.9	90.9	83.9	79.6	78.8	78.2	76.3	75.3	75.5
45°	1336.9	980.6	130.9	83.5	77.2	73.7	72.4	70.8	67.7	65.6	65.8
47.5°	1445.3	1028.1	106.4	76.3	71.0	68.3	66.5	63.4	58.8	56.4	56.6
50°	1502.3	1035.3	90.5	69.1	65.2	62.5	59.9	55.1	49.8	47.1	46.9
52.5°	1516.9	1001.6	78.8	62.5	59.5	56.4	52.9	46.5	40.5	37.7	37.2
55°	1522.3	950.1	68.3	56.4	53.3	49.8	45.3	38.1	32.5	29.6	29.4
57.5°	1504.6	873.4	60.1	50.8	47.1	42.8	37.2	30.4	25.1	22.8	22.8
60°	1465.3	769.5	53.7	44.9	40.7	35.8	30.0	23.7	18.7	16.9	16.9
62.5°	1386.9	634.9	47.7	38.7	34.8	29.6	24.3	17.9	13.2	12.1	12.3
65°	1239.0	481.6	41.8	33.1	29.6	24.5	18.9	12.8	8.8	8.8	9.3
67.5°	1010.4	334.5	35.6	28.2	25.5	20.0	14.4	8.8	6.2	7.0	7.8
70°	668.9	187.6	30.4	23.2	21.8	15.8	10.7	6.0	4.9	6.6	8.0
72.5°	252.4	73.0	25.5	18.7	18.9	12.1	7.6	4.5	4.5	7.2	9.5
75°	70.4	35.8	18.3	13.8	14.8	8.8	5.6	3.9	4.3	8.2	11.1
77.5°	41.4	26.3	11.9	8.0	10.1	6.2	3.7	3.1	3.7	7.0	10.7
80°	33.3	14.0	7.0	4.1	5.6	3.5	2.5	1.9	1.0	2.7	5.6
82.5°	33.3	8.4	3.3	2.9	2.9	1.9	1.2	0.8	0.2	0.0	1.4
85°	22.4	3.5	2.1	1.9	1.4	0.6	0.4	0.2	0.0	0.0	0.0
87.5°	3.7	1.4	0.8	0.4	0.2	0.0	0.0	0.0	0.0	0.0	0.0
90°	0.0	0.0	0.0	0.0	0.0	0.0	0.0	0.0	0.0	0.0	0.0



Signify Classified - Internal  
Cooper Lighting Solutions Photometric Lab  
1121 Highway 74 South  
Peachtree City, GA 30269

Scaled Data Report



Report Generated By 670245982

Signify Classified - Internal  
Cooper Lighting Solutions Photometric Lab  
1121 Highway 74 South  
Peachtree City, GA 30269

Scaled Data Report



Signify Classified - Internal  
Cooper Lighting Solutions Photometric Lab  
1121 Highway 74 South  
Peachtree City, GA 30269

Scaled Data Report



Signify Classified - Internal  
Cooper Lighting Solutions Photometric Lab  
1121 Highway 74 South  
Peachtree City, GA 30269

Scaled Data Report



Signify Classified - Internal  
Cooper Lighting Solutions Photometric Lab  
1121 Highway 74 South  
Peachtree City, GA 30269

Scaled Data Report



--- HS    — SS

Signify Classified - Internal  
Cooper Lighting Solutions Photometric Lab  
1121 Highway 74 South  
Peachtree City, GA 30269

Scaled Data Report



u

Signify Classified - Internal  
Cooper Lighting Solutions Photometric Lab  
1121 Highway 74 South  
Peachtree City, GA 30269

Scaled Data Report



Signify Classified - Internal  
Cooper Lighting Solutions Photometric Lab  
1121 Highway 74 South  
Peachtree City, GA 30269

Scaled Data Report



(END OF REPORT)